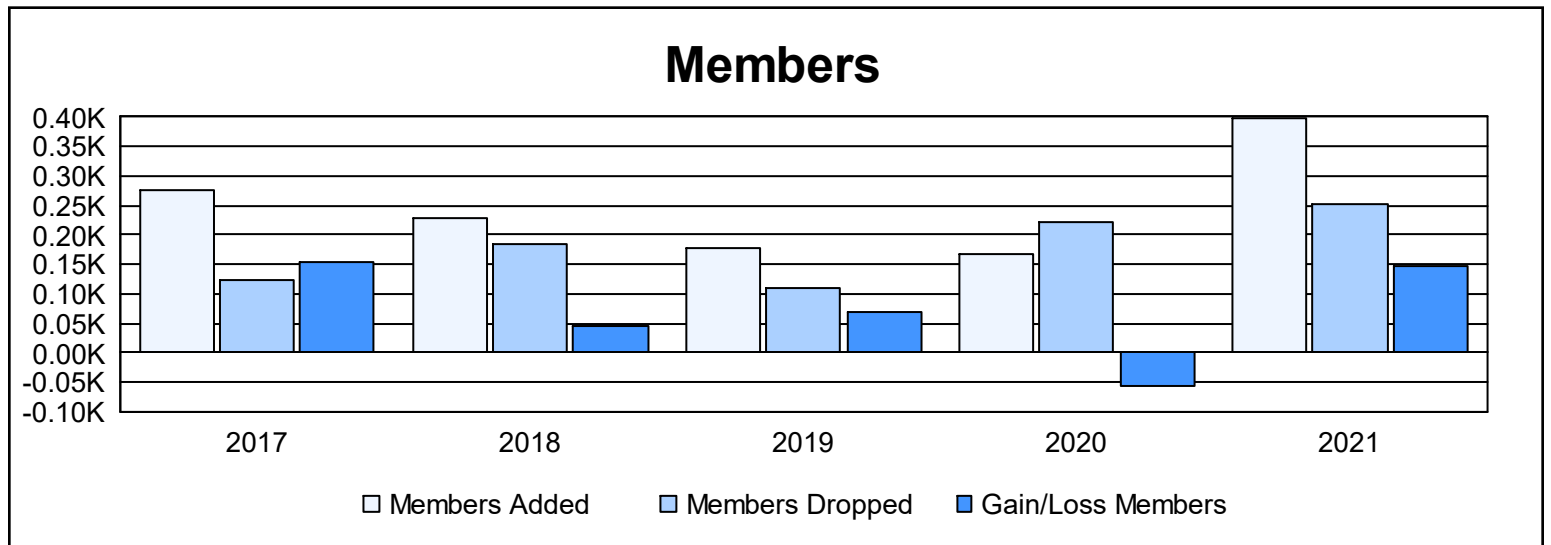
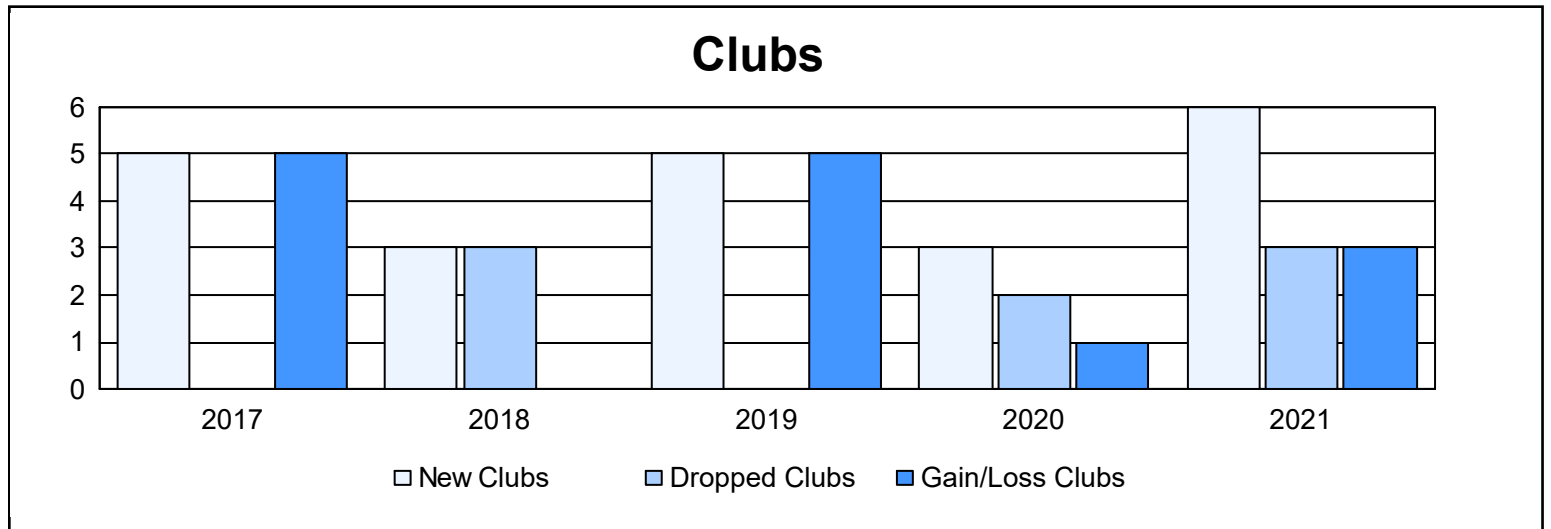
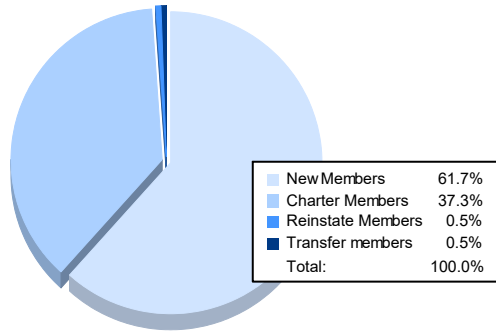


| Year | New Clubs | Dropped Clubs | Gain/ Loss Clubs | New Members | Charter Members | Reinstate Members | Transfer Members | Total Member Added | Total Members Dropped | Gain/ Loss Members |
|----------------|-----------|---------------|------------------|-------------|-----------------|-------------------|------------------|--------------------|-----------------------|--------------------|
| 2016-2017 | 5 | 0 | 5 | 133 | 127 | 15 | 2 | 277 | 123 | 154 |
| 2017-2018 | 3 | 3 | 0 | 133 | 87 | 8 | 2 | 230 | 183 | 47 |
| 2018-2019 | 5 | 0 | 5 | 70 | 104 | 4 | 0 | 178 | 110 | 68 |
| 2019-2020 | 3 | 2 | 1 | 86 | 69 | 11 | 1 | 167 | 223 | -56 |
| 2020-2021 | 6 | 3 | 3 | 246 | 149 | 2 | 2 | 399 | 251 | 148 |
| Average | 4 | 2 | 3 | 134 | 107 | 8 | 1 | 250 | 178 | 72 |



Membership Composition June 2021 Cumulative



Gender Composition June 2021 Cumulative

